

Woodwright®

Double-Hung Replacement Windows




WINDOWS • DOORS
Andersen®

1 Replacement Options

The Woodwright® double-hung insert window features a 3 1/4" pocket window jamb depth, allowing convenient replacement without disturbing interior window trim in most applications. For full-impact remodeling jobs that call for new frame and trim, plus extensive size and shape options, choose the Woodwright® full-frame double-hung window.

Full-frame replacement Insert replacement



2 Traditional Design

Tall bottom rails and a traditional joinery style help the Woodwright double-hung window look great in historic homes and blend well with original double-hung windows. Simply put, they're replacement windows that look like originals.

Eight great reasons to replace your

5 Detailed Craftsmanship

An all-wood interior and precision craftsmanship give each Woodwright window the look and feel of fine furniture. For projects that demand extra attention to detail and the warmth of natural wood, the Woodwright double-hung window is the perfect fit.



On insert units, optional interior stops are chamfered to match the grille and sash profiles.

An all-wood interior maximizes the wood seen in the home.

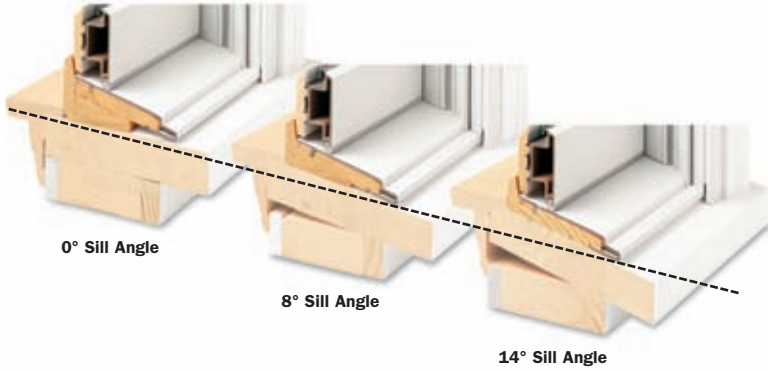


6 Shapes & Sizes

The Woodwright full-frame double-hung window is available in both standard rectangles and elegant arched designs that complement traditional architecture. Rectangular picture and transom windows are available in both full and insert frames. All Woodwright double-hung windows are available in custom sizes, so you can order the exact size you need for the opening — down to the nearest 1/8".

3 Original Appearance

Multiple sill angles on insert units provide a better fit and a clean exterior appearance that requires less time and trouble to finish and seal. Unlike most other insert windows, no extra trim piece is needed at the sill — maintaining a more original look. Sills are available in 0°, 8° and 14° angles.



Without exterior stop cover.

With exterior stop cover.

4 Exterior Simplicity

On insert units, exterior stop covers provide a clean transition from new window to old window casing. It's a simple look that helps the new window blend into the home's exterior. The exterior frame kerf also accepts aluminum coil wrapping.

replacement window.

WINDOWS • DOORS
Andersen 

7 Convenient Weatherproofing


Designed with the installer in mind, the Woodwright® double-hung insert window makes weatherproofing easy. Exterior stop covers are packaged with the window and help protect the window seal. They come in lengths roughly equivalent to the unit size.



Fibrex® material stop covers are much easier to cut than aluminum.



Exterior stop covers are pre-notched and ready to be cut to length.



Backer rod is included to enhance the weathertight seal.



A unique angled frame makes applying sealant more convenient.



Installation holes are predrilled and recessed.

Self-hanging shims help make installation faster and easier.

Backer rod is included to help enhance the weathertight seal.

8 Installation Extras

Every Woodwright insert window comes packaged with a supply of backer rod, installation screws, shims and exterior stop covers to help make the installer's job easier.



Two clear reasons to choose Woodwright® windows.

TruScene® insect screens feature over 50% more clarity than our aluminum insect screens. They are virtually invisible, allow more sunlight in and keep even the smallest insects out.

High-Performance™ Low-E4® glass gives you more than the energy efficiency of regular Low-E glass. When activated by sunlight, the outside of the glass stays cleaner and dries faster with up to 99% fewer water spots.

High-Performance™
Low-E4® Glass

Ordinary Glass

Andersen Advantages



For over a century, Andersen has used natural wood to create a perfect combination of beauty and durability.



Woodwright® windows can insulate a room as well or better than the walls that surround them.



The Woodwright window exterior acts like a tough, protective shell that never needs painting.*



High-Performance™ Low-E4® glass works like sunblock to help protect fabric from UV light.



Not all warranties are alike. Ours can add resale value to your home.*

Interiors


Wood interiors on Andersen® windows and doors come unfinished, unless ordered prefinished white.




Pine



White




Oak




Maple


Exteriors




White



Sandtone



Terratone®



Forest Green

Hardware Styles




Estate™



Classic Series™

Hardware Finishes

Estate™




Bright Brass

Antique Brass

Oil Rubbed Bronze

Distressed Bronze




Polished Chrome

Brushed Chrome


Satin Nickel

Distressed Nickel

Classic Series™



White



Stone

Grille Types



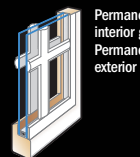
Finelight™ grilles-between-the-glass.



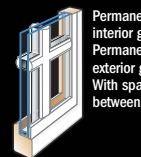
Removable interior grilles.



Removable interior grilles. Permanent exterior grilles.



Permanent interior grilles. Permanent exterior grilles.



Permanent interior grilles. Permanent exterior grilles. With spacers between the glass.

Grille Patterns



Standard Colonial†




Standard Prairie



Specified Equal Light 2x1



Specified Equal Light 3x3



Custom



Custom

For more information call 1-800-426-4261 or visit andersenwindows.com/replacement

†Available on Woodwright full-frame double-hung standard size units only. "Andersen" and all other marks where denoted are trademarks of Andersen Corporation. © 2009 Andersen Corporation. All rights reserved. 03/09 Reorder L-72

WINDOWS • DOORS
Andersen

Come home to Andersen.®

*For details of our limited warranty see andersenwindows.com/warranty